



DEPARTMENT OF REGULATORY AND ECONOMIC RESOURCES (RER)  
BOARD AND CODE ADMINISTRATION DIVISION

MIAMI-DADE COUNTY  
PRODUCT CONTROL SECTION  
11805 SW 26 Street, Room 208  
T (786) 315-2590 F (786) 315-2599

[www.miamidade.gov/economy](http://www.miamidade.gov/economy)

**NOTICE OF ACCEPTANCE (NOA)**

**Dorma Door Control, Inc.**  
1003 West Broadway  
Steelville, IL 62288

**SCOPE:**

This NOA is being issued under the applicable rules and regulations governing the use of construction materials. The documentation submitted has been reviewed and accepted by Miami-Dade County RER-Product Control Section to be used in Miami-Dade County and other areas where allowed by the Authority Having Jurisdiction (AHJ).

This NOA shall not be valid after the expiration date stated below. The Miami-Dade County Product Control Section (In Miami-Dade County) and/ or the AHJ (in areas other than Miami-Dade County) reserve the right to have this product or material tested for quality assurance purposes. If this product or material fails to perform in the accepted manner, the manufacturer will incur the expense of such testing and the AHJ may immediately revoke, modify, or suspend the use of such product or material within their jurisdiction. RER reserves the right to revoke this acceptance, if it is determined by Miami-Dade County Product Control Section that this product or material fails to meet the requirements of the applicable building code.

This product is approved as described herein, and has been designed to comply with the Florida Building Code, including the High Velocity Hurricane Zone.

**DESCRIPTION: Series "9800" Surface Vertical Rod (SVR) Panic Exit Devices-Component Approval**

**APPROVAL DOCUMENT:** Drawing No. **9800-1 DADE**, titled "Dorma 9800/ F9800 SVR Exit device on 16 ga. Full glass doors", sheets 1 through 2 of 2, dated 08/01/11, with revision "4" dated 06/16/15, prepared by Building Drops, Inc., signed and sealed by Hermes F. Norero, P.E., bearing the Miami-Dade County Product Control Revision stamp with the Notice of Acceptance number and expiration date by the Miami-Dade County Product Control Section.

**MISSILE IMPACT RATING: Large and Small Missile Impact Resistant**

**LIMITATION:**

1. The SVR Panic Exit Devices to be used in approved impacted outswing 16 ga. Steel single or double doors with impacted glazing kit (w/ 16 ga. steel channel perimeter reinforced). Lower design of door, glazing kit or this SVR component NOA(s) shall control.
2. Electrical devices, fire rating & egress requirements are not part of the review and such application to be reviewed and approved by AHJ (Authority Having Jurisdiction)

**RENEWAL** of this NOA shall be considered after a renewal application has been filed and there has been no change in the applicable building code negatively affecting the performance of this product.

**TERMINATION** of this NOA will occur after the expiration date or if there has been a revision or change in the materials, use, and/ or manufacture of the product or process. Misuse of this NOA as an endorsement of any product, for sales, advertising or any other purposes shall automatically terminate this NOA. Failure to comply with any section of this NOA shall be cause for termination and removal of NOA.

**ADVERTISEMENT:**

The NOA number preceded by the words Miami-Dade County, Florida, and followed by the expiration date may be displayed in advertising literature. If any portion of the NOA is displayed, then it shall be done in its entirety.



*AP.  
2/27/16*

NOA No. 15-0630.01  
Expiration Date: August 18, 2021  
Approval Date: March 03, 2016



DEPARTMENT OF REGULATORY AND ECONOMIC RESOURCES (RER)  
BOARD AND CODE ADMINISTRATION DIVISION

**NOTICE OF ACCEPTANCE (NOA)**

MIAMI-DADE COUNTY  
PRODUCT CONTROL SECTION  
11805 SW 26 Street, Room 208  
T (786) 315-2590 F (786) 315-2599  
[www.miamidade.gov/economy](http://www.miamidade.gov/economy)

**Dorma Door Control, Inc.**  
1003 West Broadway  
Steelville, IL 62288

**INSPECTION:**

A copy of this entire NOA shall be provided to the user by the manufacturer or its distributors and shall be available for inspection at the job site at the request of the Building Official.

This NOA **revises and renews** NOA No. 11-0321.05 and consists of pages 1 and 2, and evidence pages E-1 and E-2, as well as approval document mentioned above.

The submitted documentation was reviewed by **Jorge M. Plasencia, P.E.**



*JP*  
*2/25/14*

NOA No. 15-0630.01  
Expiration Date: August 18, 2021  
Approval Date: March 03, 2016  
Page 2

Dorma Door Control, Inc.

NOTICE OF ACCEPTANCE: EVIDENCE SUBMITTED

**A. DRAWINGS**

1. Manufacturer's die drawings and sections.  
*(Submitted under previous NOA No. 11-0321.05)*
2. Drawing No. 9800-1 DADE, titled "Dorma 9800/ F9800 SVR Exit device on 16 ga. Full glass doors", sheets 1 through 2 of 2, dated 08/01/11, with revision "4" dated 06/16/15, prepared by Building Drops, Inc., signed and sealed by Hermes F. Norero, P.E.

**B. TESTS**

1. Test reports on:
  - 1) Air Infiltration Test, per FBC, TAS 202-94(Not Performed)
  - 2) Uniform Static Air Pressure Test, Loading per FBC TAS 202-94
  - 3) Water Resistance Test, per FBC, TAS 202-94 (Not Performed)
  - 4) Large Missile Impact Test per FBC, TAS 201-94
  - 5) Cyclic Wind Pressure Loading per FBC, TAS 203-94
  - 6) Forced Entry Test, per FBC 2411 3.2.1, TAS 202-94along with marked-up drawings and installation diagram of Dorma's series 9800 SVR panic devices in the double outswing steel doors w/ reinforced glazing kit, prepared by Intertek, Testing Lab, Test Report No. **G100140216MID-001B**, dated 01/04/11, signed and sealed by Rick Curkee, P.E.  
*(Submitted under previous NOA No. 11-0321.05)*

**C. CALCULATIONS**

1. None (N/A).

**D. QUALITY ASSURANCE**


1. Miami-Dade Department of Regulatory and Economic Resources (RER).

**E. MATERIAL CERTIFICATIONS**

1. None (N/A).

**F. STATEMENTS**

1. Statement letter of conformance, complying with **FBC-5<sup>th</sup> Edition (2014)**, and of no financial interest, dated 06/16/15, issued, signed and sealed by Hermes F. Norero, P.E.
2. Notification of Successor Engineer for manufacturer's NOA document per **Section 61G15-27.001** of the **Florida Administrative Code**, notifying original engineer that the successor engineer is assuming full professional and legal responsibility for all engineering documents pertaining to this NOA, dated 06/16/15, signed and sealed by Hermes F. Norero, P.E.

  
\_\_\_\_\_  
Jorge Plasencia, P.E.  
Product Control Unit Supervisor  
NOA No. 15-0630.01  
Expiration Date: August 18, 2021  
Approval Date: March 03, 2016

**Dorma Door Control, Inc.**

**NOTICE OF ACCEPTANCE: EVIDENCE SUBMITTED**

**F. STATEMENTS (CONTINUED)**

3. Laboratory addendum letter for Test Report No. **G100140216MID-001B**, issued by Intertek, Testing Lab, Inc., dated 06/17/11, signed and sealed by Rick Curkee, P.E.  
*(Submitted under previous NOA No. 11-0321.05)*
4. Laboratory compliance letter for Test Report No. **G100140216MID-001B**, issued by Intertek, Testing Lab, Inc., dated 01/04/11, signed and sealed by Rick Curkee, P.E.  
*(Submitted under previous NOA No. 11-0321.05)*
5. Merger agreement between Dorma Door Control Inc. and Dorma Steelville, Inc. dated 02/28/03, both signed by Paul T. Kosakowaski, president.  
*(Submitted under previous NOA No. 11-0321.05)*

**G. OTHERS**

1. Notice of Acceptance No. **11-0321.05**, issued to Dorma Door Control, Inc., for their "9800 Series Surface Vertical Rod (SVR) Panic Exit Devices - Component Approval", approved on 08/18/11 and expiring on 08/18/16.

---

Jorge Plasencia, P.E.  
Product Control Unit Supervisor  
NOA No. 15-0630.01  
Expiration Date: August 18, 2021  
Approval Date: March 03, 2016

Item	Description	Pt. No.	Qty.
1	Approved door and frame	Under sep. NOA	2
2	DORMA 9800 Chassis	Aluminum	1
3	Touch bar and rail assy.		1
4	Thru bolts	See notes	8
5	Outside trim assembly	Stainless steel	1
6	Strike angle	Steel	8
7	12-24 x 3/4" PPHRMS		1
8	Hinges	Part of sep. NOA	4
9	Top latch assembly	Steel	1
10	#428 Strike pack	Malleable iron	1
11	Top connecting rod	1/2" O.D. Tubing	1
12	Bottom connecting rod	1/2" O.D. Tubing	1
13	Bottom slide bolt assy.	Steel	1
14	Chassis cover	Steel	1
15	#340 bottom strike pack	Steel	1
16	12-24 x 1 1/2" FPHHMS		2
17	Core complying with FBC	Part of sep. NOA	-

DORMA 9800/F9800 Surface Vertical Rod Exit Device

Double door installation 96" x 96" Maximum door opening




**On Impact Full Glazed Outswing Single And Pair Steel Doors Having Current NOA or Current HVHZ Florida State Approval**

DORMA 9800/F9800 SVR Exit Device	Design pressure for single or pairs.
70 PSF	Positive
70 PSF	Negative

NOTE: Impacted glass kit, having current component NOA or impacted glazed steel door, having current NOA are under separate approval. Lower design pressure of glazed kit NOA, door NOA or this device NOA shall control as final Design Pressure application.

**GENERAL NOTES**

Limitations:  
 1. Each device is approved to be used as an equal alternate in applicable 16 ga. (0.053" min.) frame and out swing 16 ga. (0.053" min.) commercial steel door holding a current NOA. Lowest design pressure rating applies.  
 2. Device shall be installed on a approved 16 ga. (0.053") commercial approved core filled steel door no larger than shown on this drawing set.  
 3. Steel reinforcement (by door mfg. required as indicated on the detail drawing in this set.)  
 4. Electrical devices are not part of this approval and must be reviewed by authority having jurisdiction in the area. (A.H.J.)  
 Certifications:  
 Underwriter's Laboratories - UL10C, UBCT-2 (1997)  
 ANSIBHMA A156.3 Grade 1 Exit Device  
 3/4" latch bolt throw top and bottom.  
 Frame - Steel 16 ga. (0.053" min.)  
 Hinge reinforcements of 9 ga. (0.132" min) steel at ea. hinge location  
 Header reinforced by 10 ga. (0.132" min.) steel bar.  
 Door - Steel 16 ga. (0.053" min.). Lock and Hinge sills and top and bottom rails reinforced with full length 16 ga. (0.053" min.) steel channel.  
 Cut out reinforcement of 16 ga. (0.053" min.) steel sills reinforced by 14 ga. (0.071" min.) full length steel hardware reinforcement.  
 Hinge Sills reinforced by exit device reinforcement of 14 ga. (0.071" min.) at ea. location on hinge sills.  
 Closer reinforcement of 14 ga. (0.071" min.) steel at ea. closer hardware location as required.  
 Hinge reinforcements of 9 ga. (0.132" min) steel at ea. hinge location  
 Strikes, hinges, and header re-inforcement as required on detail drawing.  
 All reinforcements to be spot welded or better by door manufacturer.  
 All dimensions in accordance with the manufacturer's standard installation instructions for Model DORMA 9800 surface vertical rod panic device.  
 Outside trim may be one of following models: ZODT, ZP25, ZP02, ZP03/04, Z111/12, Z108/09, ZR23, Z123, ZC23, ZR08/09, ZT08/09, ZC08/09, OK ZG08/09  
 Thru bolts must be used on all installations as shown. Interlocking strike angle must be installed on all top latches as shown.  
 Bill of material for DORMA 9800 x DORMA 9800 only.



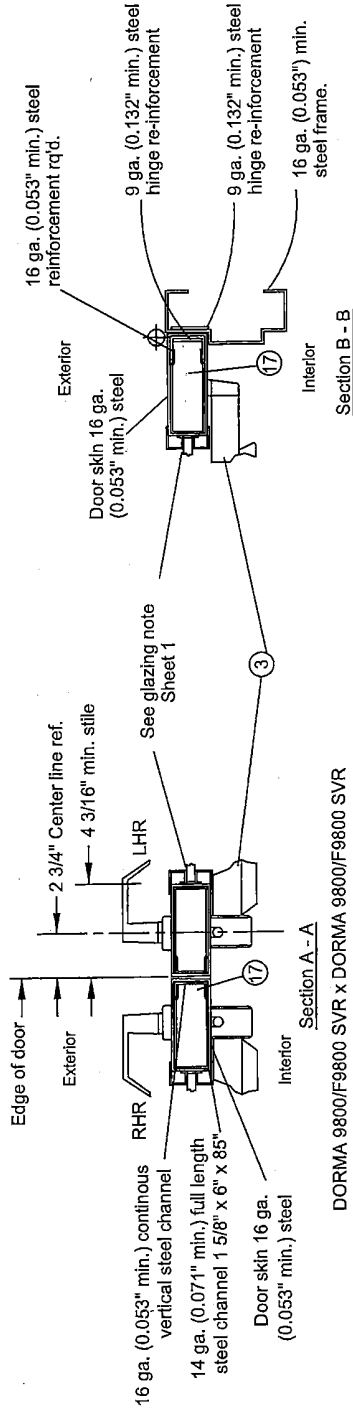
PRODUCT REVISED as complying with the Florida Building Code  
 NOA-No. 15-0630.01  
 Expiration Date 08/18/2021  
 By Miami-Trade Product Control

5th Edition FBC Update	4	LS	6-16-15
Corrected per Date	3	TA	7-21-11
Add notes	2	TA	6-1-11
Add notes	1	TA	2-1-11
REVISIONS	NO.	BY	DATE
Sheet 1 of 2	9800-1 DADE		

DORMA Door Controls, Inc.  
 1003 W. BROADWAY  
 STEELEVILLE, ILLINOIS 62288

SCALE: None	REVISED BY: TA	DATE: 11/21/2010	DATE: 2/1/11
	CHG BY: DC		

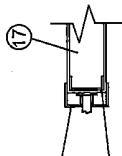
**DORMA 9800/F9800 Narrow Stile Surface Vertical Rod Application**  
**On Impact Full Glazed Outswing Single And Pair Steel Doors Having Current NOA or Current HVHZ Florida State Approval**



DORMA 9800/F9800 SVR x DORMA 9800/F9800 SVR

Section A - A


Section B - B



See glazing note Sheet 1  
 16 ga. (0.053" min.) cut out perimeter steel channel  
 Tack welded to skin 8" O.C. Glazing kit attached with min. #6 x 5/8" self-tapping screws, 2-1/2" from corners & 7-1/2" O.C.

Approved Impact Glazing Kit Detail with perimeter reinforcement, under separate NOA.

PRODUCT REVISED as complying with the Florida Building Code  
 NOA-No. 15-0630.01  
 Expiration Date 08/18/2021  
 By: [Signature]  
 Miami - Trade Product Control



**GENERAL NOTES**

- Limitations:  
 1. Each device is approved to be used as an equal alternate in applicable 16 ga. (0.053" min.) frame and out swing 16 ga. (0.053" min.) commercial steel door holding a current NOA. Lowest design pressure rating applies.  
 2. Device shall be installed on an approved 16 ga. (0.053" commercial approved core filled steel door no larger than shown on this drawing set.  
 3. Steel reinforcement (by door mfg. required as indicated on the detail drawing in this set.  
 4. Electrical devices are not part of this approval and must be reviewed by authority having jurisdiction in the area. (AHI)  
 Certifications:  
 Underwriter's Laboratories - UL-10C, UBC7-2 (1997) ANSIBHMA A156.3 Grade 1 Exit device 3/4" inch bolt throw top and bottom.  
 Frame - Steel 16 ga. (0.053" min.)  
 Hinge reinforcements of 9 ga. (0.132" min) steel at ea. hinge location  
 Header reinforced by 10 ga. (0.132" min.) steel bar.  
 Door - Steel 16 ga. (0.053" min.) Lock and Hinge stiles and top and bottom rails reinforced with full length 16 ga. (0.053" min.) steel channel.  
 Cut out reinforcement of 16 ga. (0.053" min.) steel channel applicable to glazing kit only.  
 Lock stiles reinforced by 14 ga. (0.071" min.) full length steel hardware reinforcement.  
 Hinge stiles reinforced by exit device reinforcement of 14 ga. (0.071" min.) at ea. location on hinge stiles.  
 Closer reinforcement of 14 ga. (0.071" min.) steel at ea. closer hardware location as required.  
 Hinge reinforcements of 9 ga. (0.132" min) steel at ea. hinge location  
 Strikes, hinges, and header re-inforcement as required on detail drawing.  
 All reinforcements to be spot welded or better by door manufacturer.  
 All dimensions in accordance with the manufacturer's standard installation instructions for Model DORMA 9800 surface vertical rod panic device.  
 Outside trim may be one of following models: ZODT, ZP25, ZP02, ZP03/04, ZP11/12, ZK08/09, ZR23, ZT23, ZC23, ZG23, ZR08/09, ZT08/09, ZC08/09, OR ZG08/09.  
 Thru bolts must be used on all installations as shown. Interlocking strike angle must be installed on all top latches as shown.  
 Bill of material for DORMA 9800 x DORMA 9800 only.

DESCRIPTION: DORMA 9800 SVR Exit Device on 16 ga. full glass doors.

5th Edition FBC Update	4	LS	6-16-15
Corrected per Dado	3	TA	7-21-15
Add notes	2	TA	6-1-11
Add notes	1	TA	2-1-11
REVISIONS	NO.	BY	DATE
Sheet 2 of 2	8900-BF-DC		
DWG. NO.	9800-1 DADE		

**DORMA**  
 DORMA Door Controls, Inc.  
 1003 W. BROADWAY  
 STEELEVILLE, ILLINOIS 62288

SCALE: None    DRAWN BY: TA    DATE: 11/21/2010    8900-BF-DC    DATE: 2/1/11